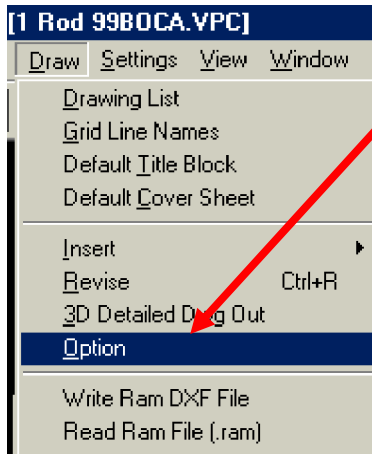
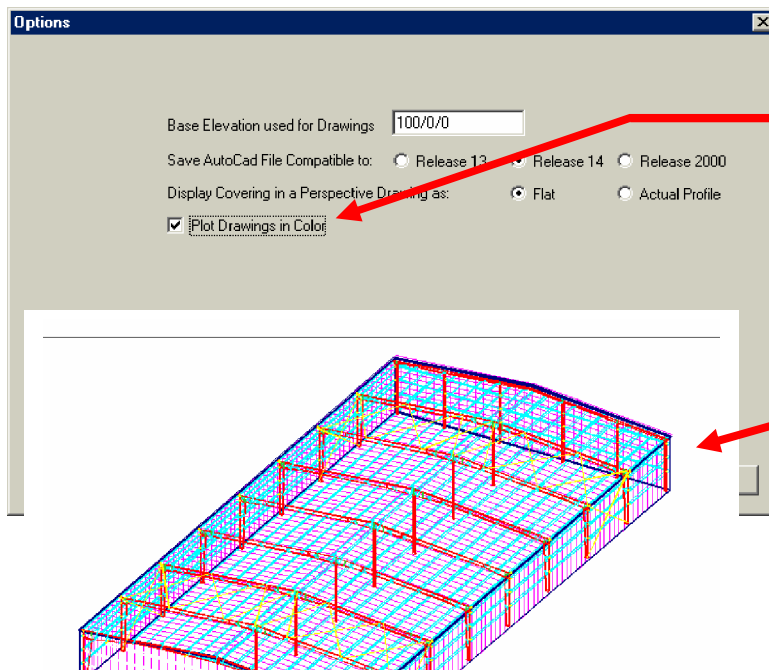


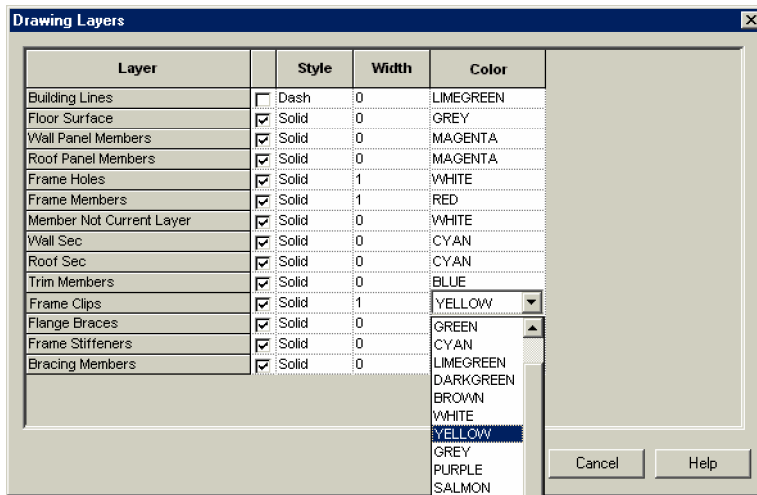
VPC-Tip #33 - Plotting in Color



- A VPC-Run must be completed and Saved to obtain valid drawing data.
- From within the *VPC Plot* Function
- From the *Menu*, Select *Draw / Option*



- At the *Options* window, click on the *Plot Drawings in Color* box



- Note that the colors will print just as shown on your computer screen and with a white background on paper may not show up too well...you can go the *Layers* option from the *Menu* to change the colors as desired.
- Refer to the *Help* and *How-To's* for more available drawing features.